

Web Access Student Email on NMIT Devices

Web Access Student email on NMIT devices

Your NMIT student email account is part of the comprehensive Office 365 cloud suite, the same system NMIT staff use. IT comes with a 50GB Mailbox, Calendar, Contacts and anti SPAM features, which you can continue to use after you leave NMIT. You can always access it via the Student Hub, within the Current Students pages on the main NMIT Website.

Your personal NMIT email address is in the format username@live.nmit.ac.nz


e.g. joe-bloggs@live.nmit.ac.nz

Using any web browser Internet Explorer or Google Chrome. (Shortcuts are on your desktop) you can access your emails from either from Moodle or NMIT student hub.


Access via Moodle web site

Access NMIT Moodle in any web browser and log in as normal

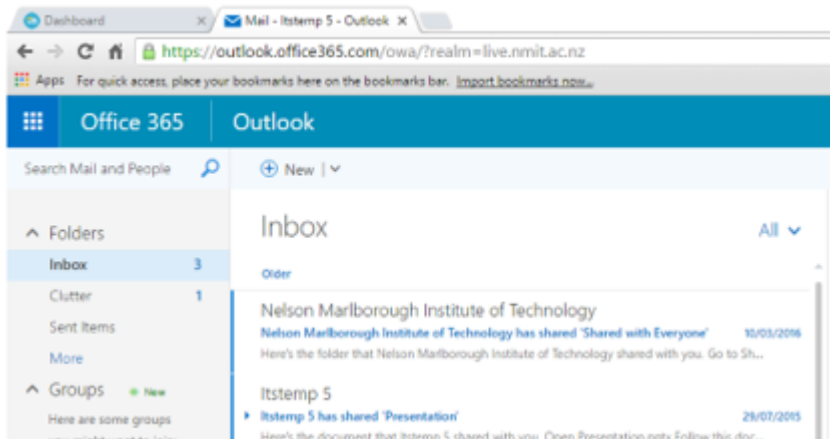
<http://ecampus.nmit.ac.nz>



Find the Cloud icon in the Student tools area.



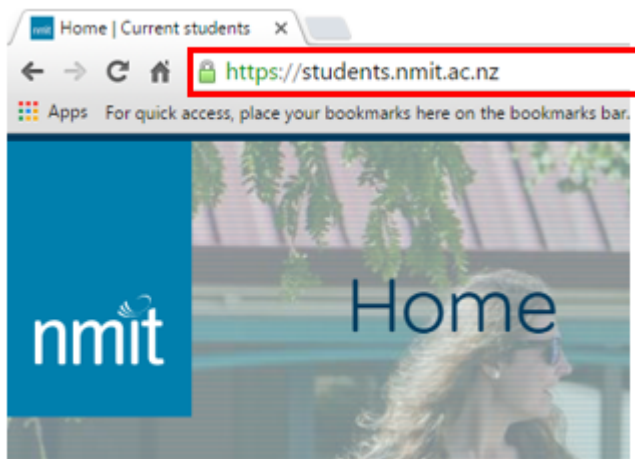
This will open your email account and you can find all your NMIT emails.



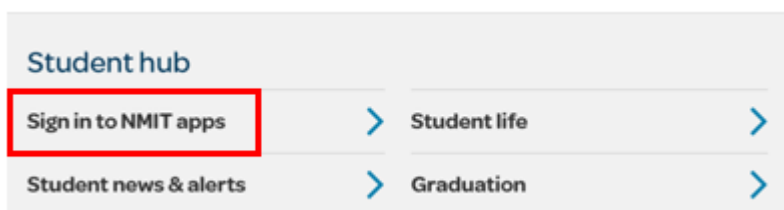
Access via NMIT Student Hub

Access NMIT's Student Hub using any web browser.

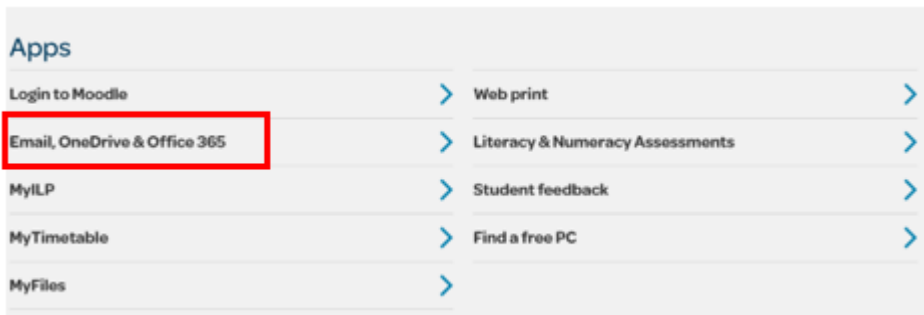
<https://students.nmit.ac.nz>



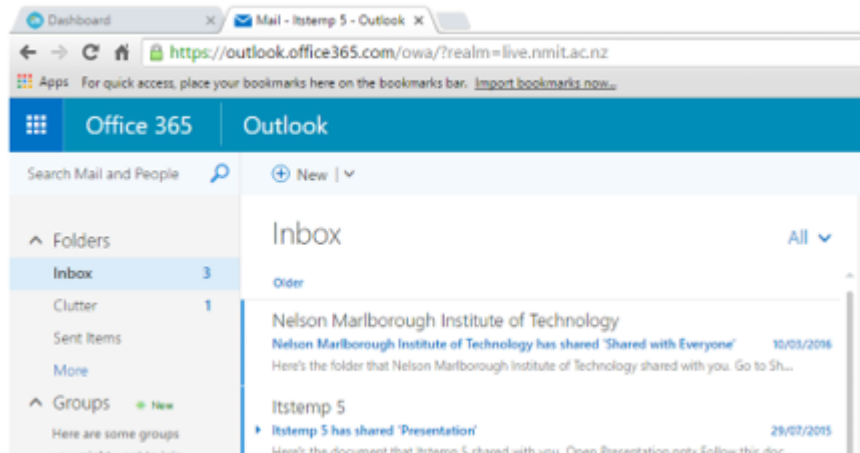
Scroll down to Student Hub and select Sign in to NMIT apps.



Once the page loaded scroll down a bit and select the Email, OneDrive & Office 365 App.



This will open your email account and you can find all your NMIT emails.



<!--