

Manually connect to eduroam from any device

helpdesk@nmit.ac.nz - 2024-02-22 - eduroam | Free Campus Wi-Fi

Connect to eduroam Wi-Fi network manually


(when you do not want to install CAT tool or install geteduroam app because your device has no internet or mobile data)

Some devices may pop up with a warning message to validate the certificate. Accept and connect.

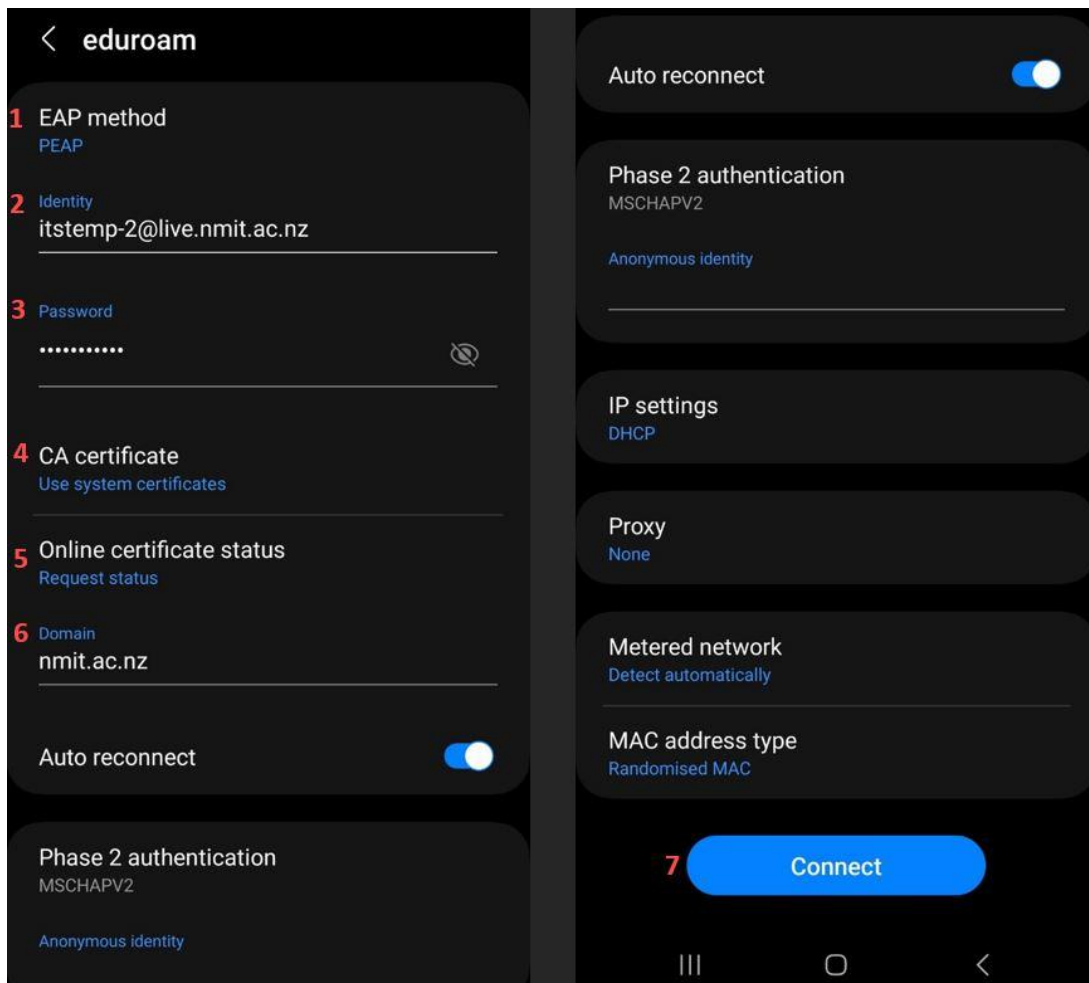
[eduroam Coverage map](#)

Android phone / tablet

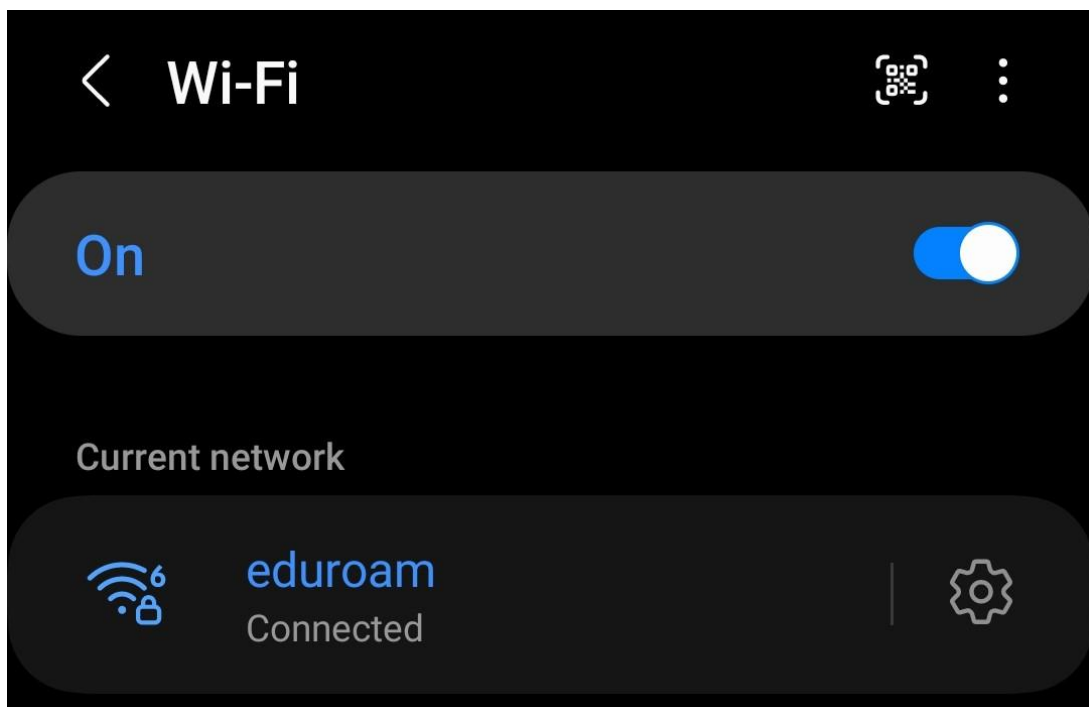
Connect to **eduroam** if available for you in the Wi-Fi list



Use your current NMIT email address and password to authenticate and please select EAP method and certificate settings as below *** these settings may change depend on the version of Android phone***



Now you will see your Android device is connected to **eduroam** Wi-Fi network.

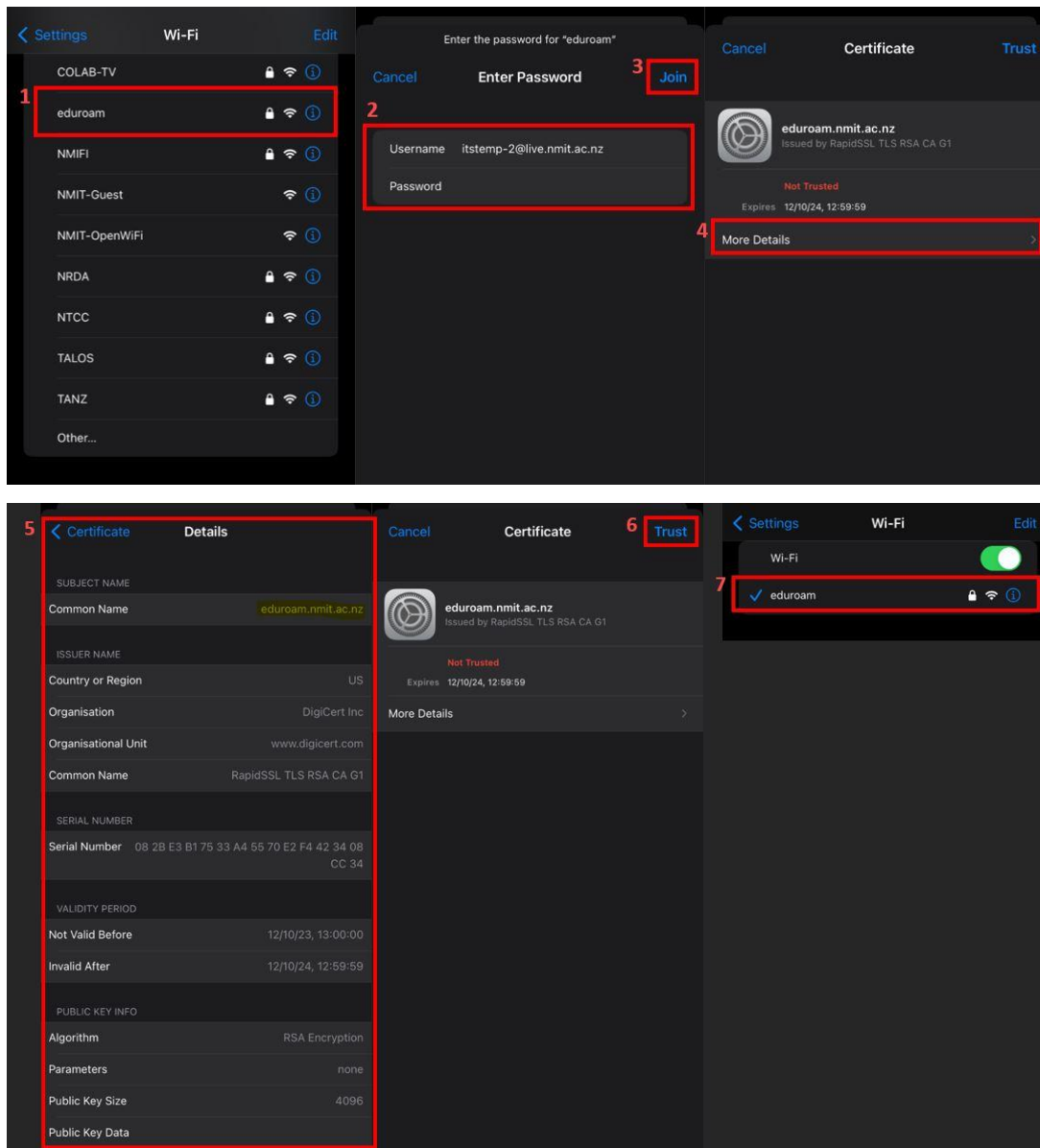


iPhone, iPad devices

Connect to **eduroam** if available for you in the Wi-Fi list

Use your current NMIT email address and password to authenticate and Join

Always check the Certificate by clicking More Details to see this is valid e.g.,
"eduroam.nmit.ac.nz" and Trust

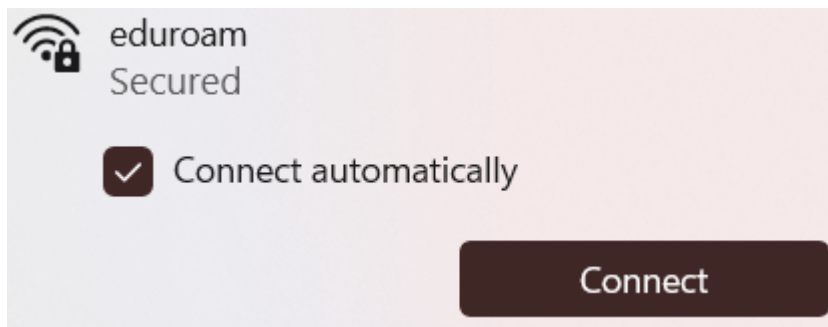


Now you will see your Apple iOS device is connected to **eduroam** Wi-Fi network.

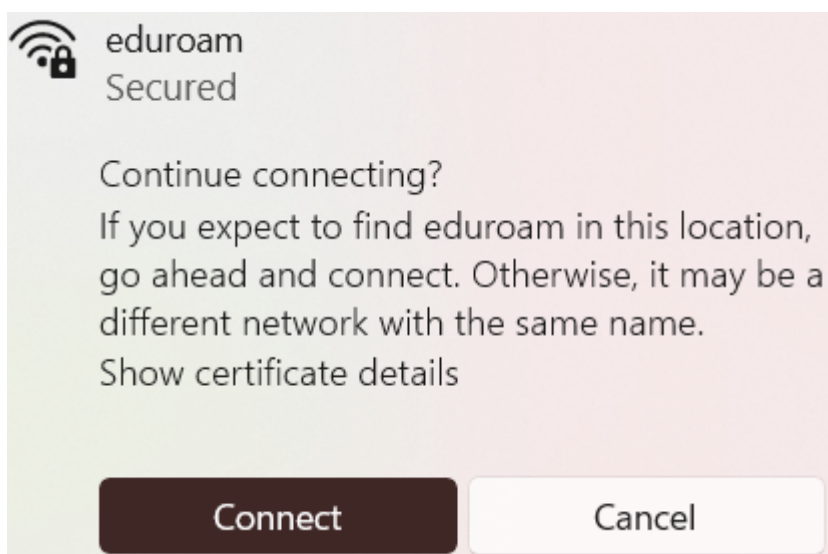
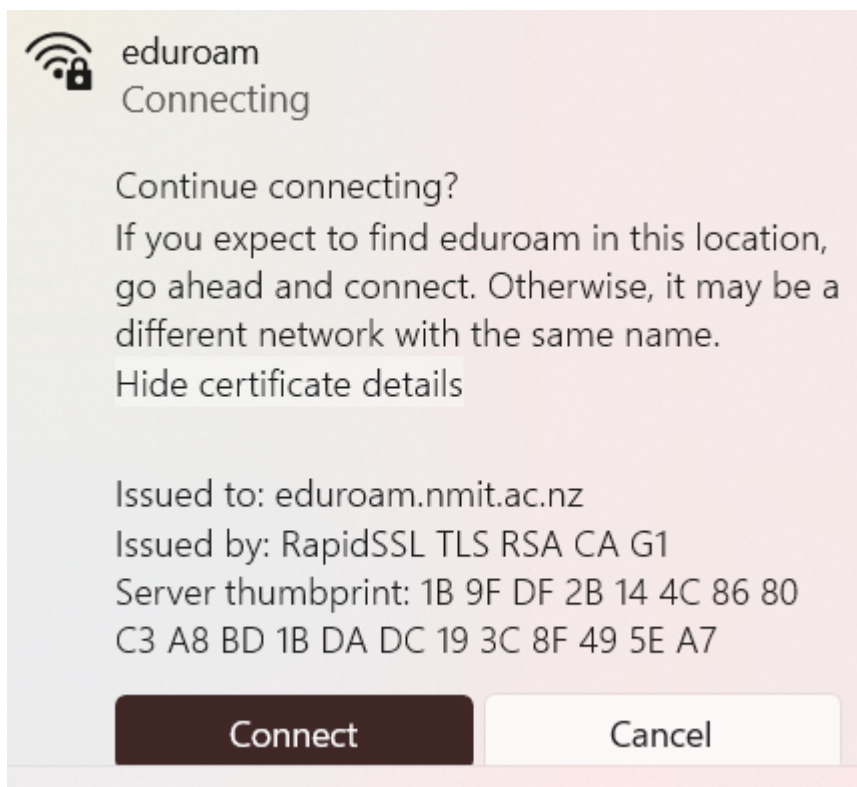
Windows laptop

Connect to **eduroam** if available for you in the Wi-Fi list

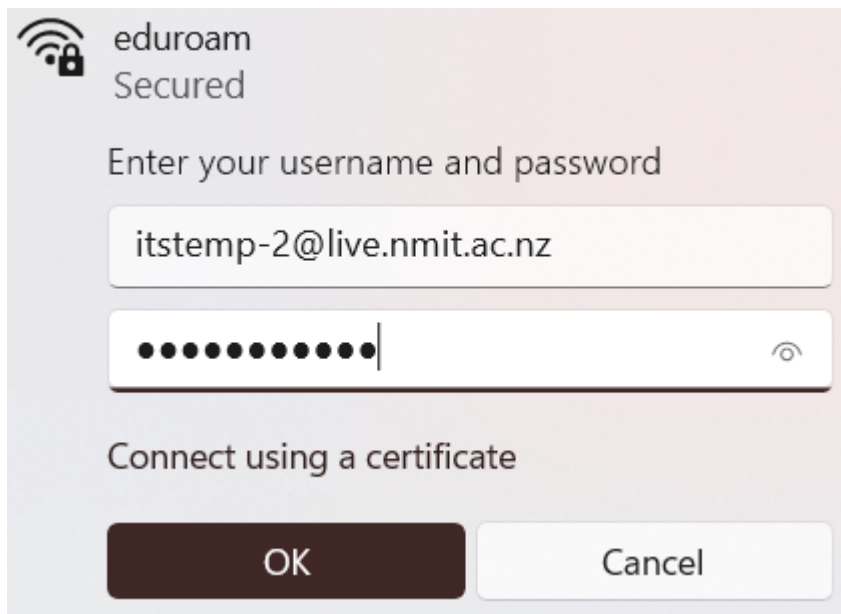




Always check the certificate details to verify and connect



Use your current NMIT email address and password to authenticate



eduroam
Secured

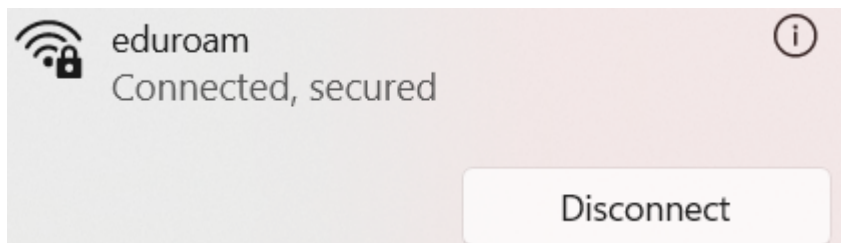
Enter your username and password

itstemp-2@live.nmit.ac.nz

●●●●●●●●●●

Connect using a certificate

OK Cancel



eduroam
Connected, secured

Disconnect

MacBook laptop

Connect to **eduroam** if available for you in the Wi-Fi list

Use your current NMIT email address and password to authenticate and Join

Always check the Certificate by clicking More Details to see this is valid e.g.,
"eduroam.nmit.ac.nz" and Trust



Select a certificate or enter a name and password for network "eduroam"

No certificate selected


Account Name: itstemp-2@live.nmit.ac.nz

Password:

☒ Remember this information

CancelOK

Verify Certificate

**Authenticating to network "eduroam"**

Before authenticating to server "eduroam.nmit.ac.nz", you should examine the server's certificate to ensure that it is appropriate for this network.


To view the certificate, click 'Show Certificate'.

☒ Always trust "eduroam.nmit.ac.nz"

DigiCert Global Root G2

RapidSSL TLS RSA CA G1

eduroam.nmit.ac.nz



eduroam.nmit.ac.nz

Issued by: RapidSSL TLS RSA CA G1

Expires: Saturday, 12 October 2024 at 12:59:59 PM New Zealand Daylight Time

☒ This certificate is valid

> Trust

> Details

Subject Name

Common Name eduroam.nmit.ac.nz

Issuer Name

Country or Region US

Organisation DigiCert Inc

Organisational Unit www.digicert.com

Common Name RapidSSL TLS RSA CA G1

Serial Number 08 2B E3 B1 75 33 A4 55 70 E2 F4 42 34 08 CC 34

Version 3

Signature Algorithm SHA-256 with RSA Encryption (1.2.840.113549.1.1.11)

Parameters None

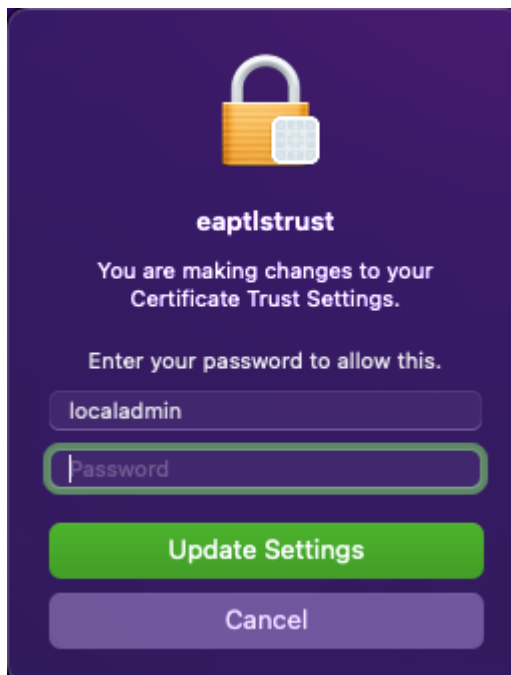
?

Hide Certificate

Cancel

Continue

Please provide your MacBook "localadmin" password



Now you will see your Apple MacBook is connected to **eduroam** Wi-Fi network.

