

How Students use Adobe Products at NMIT

New for 2020, NMIT students will now require an Adobe ID to use Adobe products on shared, open access or personal devices. Essential for a secure and personalised experience with Adobe apps and services, a free basic Adobe ID is required when you want to use Adobe PDF or Adobe Creative Cloud products at NMIT.

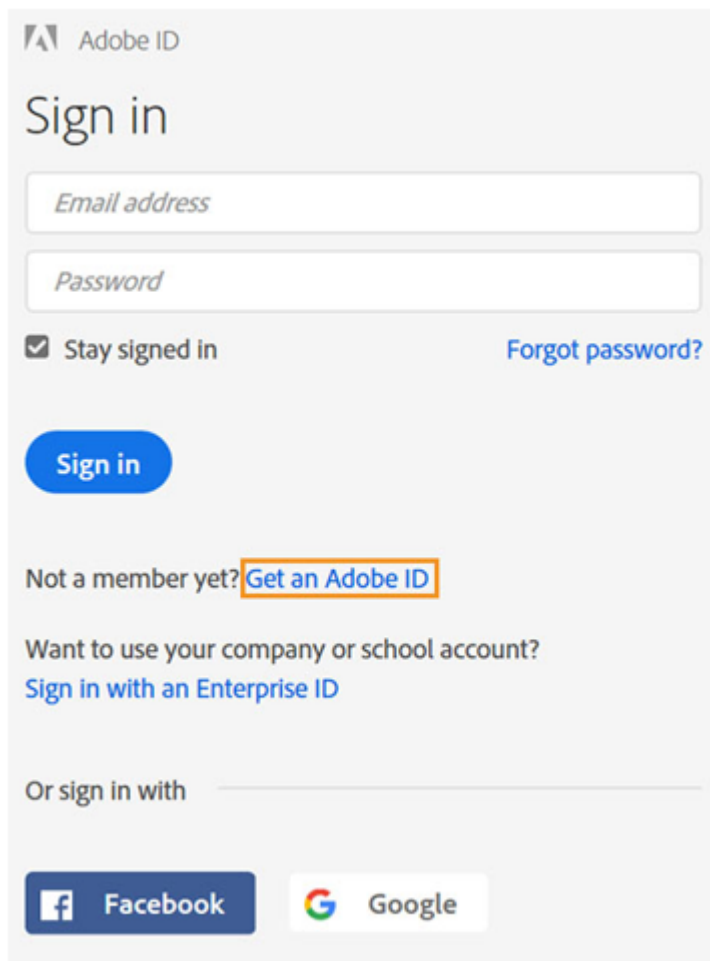
Please note: A free Adobe ID does not provide license entitlement for personal devices for students or staff.

How to Create your Free Adobe ID:

<https://helpx.adobe.com/nz/manage-account/using/create-update-adobe-id.html>

NMIT Students who need to use Adobe PDF or Adobe Creative Cloud in the NMIT Labs or Open Access areas will need to create a free Adobe ID in order to sign into the Adobe Creative Cloud app at the PCs to use the Adobe apps.

To create your free Adobe ID please go to [Adobe accounts](#) and click **Get an Adobe ID** or open the Adobe Creative Cloud app:



Adobe ID

Sign in

Email address

Password

Stay signed in [Forgot password?](#)

Sign in

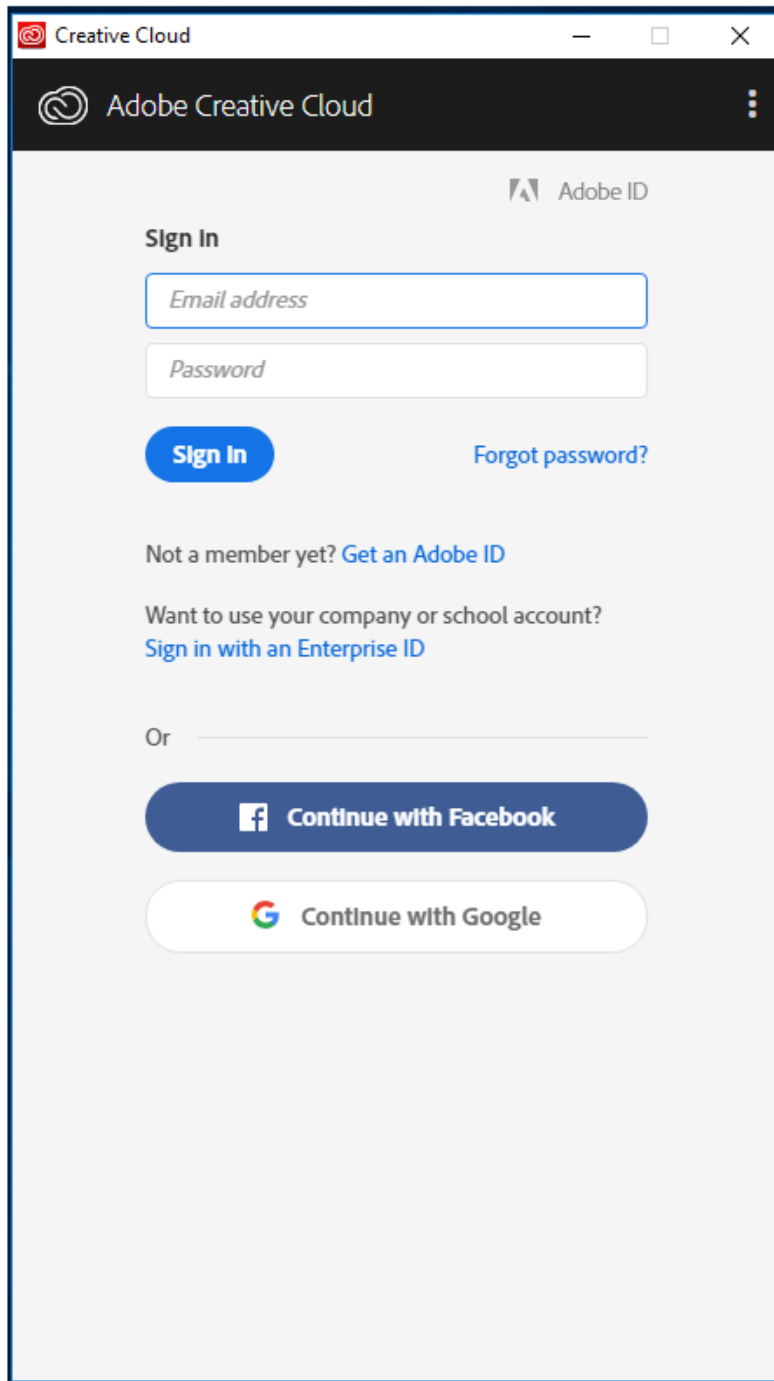
Not a member yet? [Get an Adobe ID](#)

Want to use your company or school account?
[Sign in with an Enterprise ID](#)

Or sign in with

f Facebook **G** Google

Adobe sign-in page



Adobe Creative Cloud app, select "Get an Adobe ID"

Creative Cloud

Adobe Creative Cloud

Adobe ID

Sign up

First name Last name

Email address

Password

New Zealand

The Adobe family of companies would like to keep you informed with personalized emails about products and services. See our Privacy Policy for more details.

Please don't contact me via email.

By clicking "Sign up" I agree that I have read and accepted the Terms of Use.

Sign up


Already have an Adobe ID? [Sign In](#)

Follow the instructions and enter a valid email address. The address you enter will be your Adobe ID, so use a frequently used email address that you'll remember. Then, click **Sign Up**. You may use your NMIT issued email (**first-lastname@live.nmit.ac.nz**), or you may use a personal email address if you prefer.

You may now you can sign in to your account at any time using the navigation bar on Adobe.com.

To sign into your account, go to www.adobe.com and click **Sign In**. The sign-in link is in the top navigation bar of most pages.

You will receive a mail from Adobe with a link to verify your email address. You may have to wait for some time before receiving the email.



Welcome to Adobe

Dear NMIT CGI,

You recently created an Adobe ID. Your Adobe ID is nmitcgi@gmail.com.

To confirm your email address, please click this link:
https://adobeid.services.adobe.com/verify/en_US/YMQFHNG2XKY9FE29E6AV8KQ7CW

Please note: If you cannot access this link, copy and paste the entire URL into your browser.

The Adobe Team

Manage Your Account | Customer Support | Forums

Adobe and the Adobe logo are either registered trademarks or trademarks of Adobe in the United States and/or other countries. All other trademarks are the property of their respective owners.

Registered Office: Adobe Systems Software Ireland Limited, 4-6 Riverwalk, Citywest Business Park, Dublin 24, Ireland. Registered number: 344992

Once you've opened some of the Adobe apps, you may be asked to confirm your date of birth.

This account will also allow sign into the Adobe Creative Cloud app on NMIT devices for a personalised Adobe experience and access to Adobe apps.

<!--