

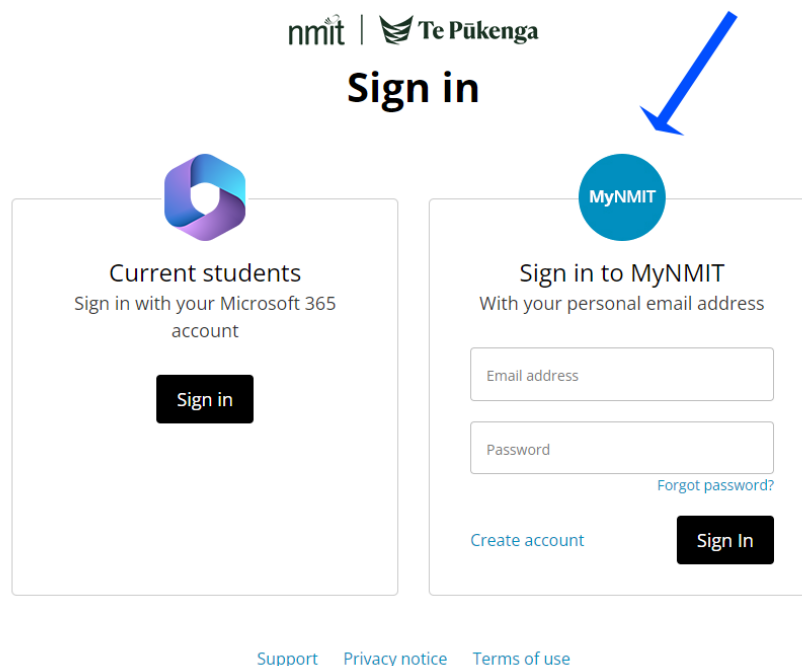
[Knowledgebase](#) > [Technology](#) > [NMIT Website](#) > [MyNMIT](#) > [Create an account](#) > [How do I create a MyNMIT account?](#)

## How do I create a MyNMIT account?

Olly - 2023-11-03 - [Create an account](#)


### Create an account

To get started with MyNMIT you will need to create an account. You can do this by [visiting the MyNMIT section](#) and entering your details in the right hand side column.




nmit | Te Pūkenga

### Sign in



**Current students**  
Sign in with your Microsoft 365 account

**Sign in**



**Sign in to MyNMIT**  
With your personal email address

Email address

Password

[Forgot password?](#)

[Create account](#) **Sign In**

[Support](#) [Privacy notice](#) [Terms of use](#)

### Confirm your email

After clicking Register, a confirmation email with the subject **MyNMIT - Confirm your email** will be sent to the email used. This sometimes takes a few minutes to arrive. If you have not received it after 5-10 minutes please check your Spam or Promotions folders as it may have been placed there.

Once you have received the email, click on the blue "Confirm your email" button to proceed to the final step of setting up a password.

Kia ora

Thanks for signing up to MyNMIT.

There are just two more things to do - **confirm your email address** by clicking on the button below and then you will need to **set a password**.

**Confirm your email**

Kind regards,

Customer Experience Manager


If you don't think you should have received this message, or you haven't signed up for MyNMIT, then *please don't click on the confirmation link above*.


Nelson Marlborough Institute of Technology  
mynmit@nmit.ac.nz  
+64 3 546 9175

## Set a password

You now need to enter two matching passwords that meets the criteria as shown below.


**MyNMIT**  
Create an account

 **Megan, thanks for verifying your email**  
To finish your sign up please create a password.

 **Set a password**

Password

Confirm Password

 **Current status:**  
This is different to your NMIT Office 365 account password and that will not be changed.

**Your password must:**

- ☐ The confirmed password matches the password.
- ☐ Be at least 8 characters
- ☐ Include an upper case letter
- ☐ Include a lower case letter
- ☐ Include a number
- ☐ Not contain 3 consecutive letters from your email address e.g. jimmy cannot use jim, mmy, etc.
- ☐ Not been found in any known data breaches.

**SET PASSWORD**

[Why does it say I've have a data breach when setting my password?](#)

[I can't set a MyNMIT password](#)

If you are a currently enrolled student then the password you set here is different to the one you have set for you NMIT Office 365 account.

## **Signing in**

Once you have successfully set your password you will be taken to a confirmation page with a link back to the **My**NMIT section for you to enter the email address you've used and your newly created password.